

Housing②i

Lawrence Court

Tenant Satisfaction Measures (TSM) Scheme Report March 2025

Prepared by: Acuity Research & Practice



Acuity
intelligence. insight. improvement.

100%

Overall Satisfaction



Acuity was commissioned to undertake, independent satisfaction surveys of all Housing 21's residents, including retirement living and extra care, to collect data on their opinions of, and attitudes towards, their landlord and the services provided.

A survey questionnaire was sent to all residents. The survey was primarily conducted by post, but residents were also given the opportunity to complete the questionnaire online if they wished.

Responses 18

TSM Key Metrics

Keeping Properties in Good Repair



Well Maintained Home

100%



Safe Home

94%



Repairs Last 12 Months

100%



Time Taken Repairs

100%

Respectful & Helpful Engagement



Listens and Acts

94%



Kept Informed

100%



Fairly and with Respect

94%



Complaints Handling

-

Responsible Neighbourhood Management



Communal Areas

94%



Neighbourhood Contribution

75%



Approach to Anti-Social Behaviour

77%

Year-on-Year Change – Lawrence Court

Housing 21 undertook a TSM-based survey of its residents in 2023/24. The table to the right compares these past results from this specific Scheme with those for 2024/25. Any increases are green-coloured, while decreases are red.

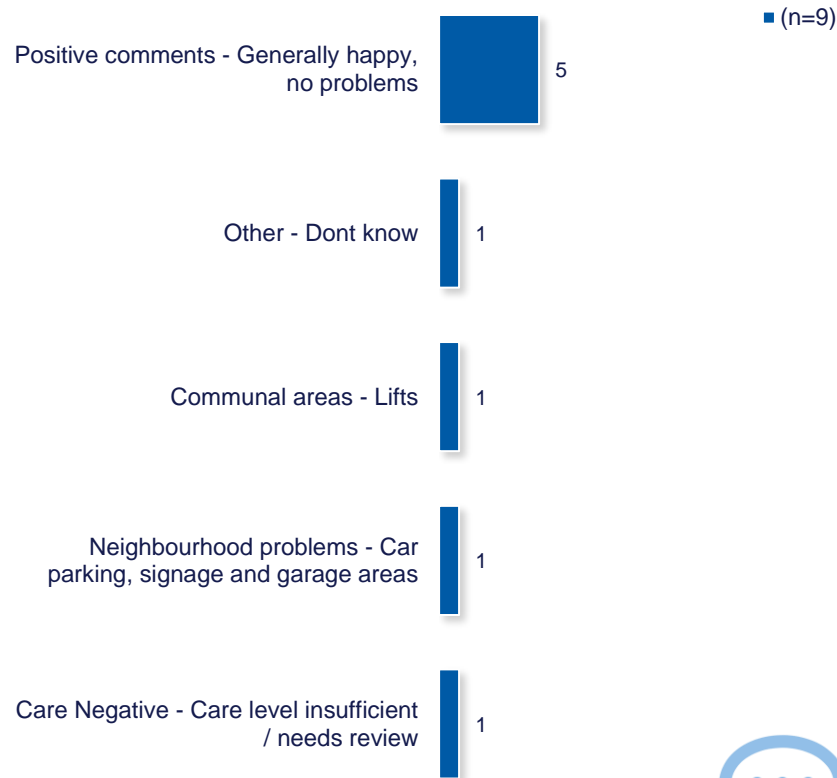
	2023/24	2024/25
Overall Satisfaction	94%	100% (+6)
Well Maintained Home	94%	100% (+6)
Safe Home	100%	94% (-6)
Housing Management Team	94%	100% (+6)
Communal Areas	88%	94% (+7)
Repairs Last 12 Months	91%	100% (+9) *
Time Taken Repairs	82%	100% (+18) *
Neighbourhood Contribution	54%	75% (+21)
Approach to Anti-Social Behaviour	71%	77% (+5)
Kept Informed	94%	100% (+6)
Complaints Handling	100% *	- (-) *
Listens and Acts	82%	94% (+12)
Fairly and with Respect	93%	94% (+1)

*Less than 10 Responses

What one thing do you like about the services provided by Housing 21?

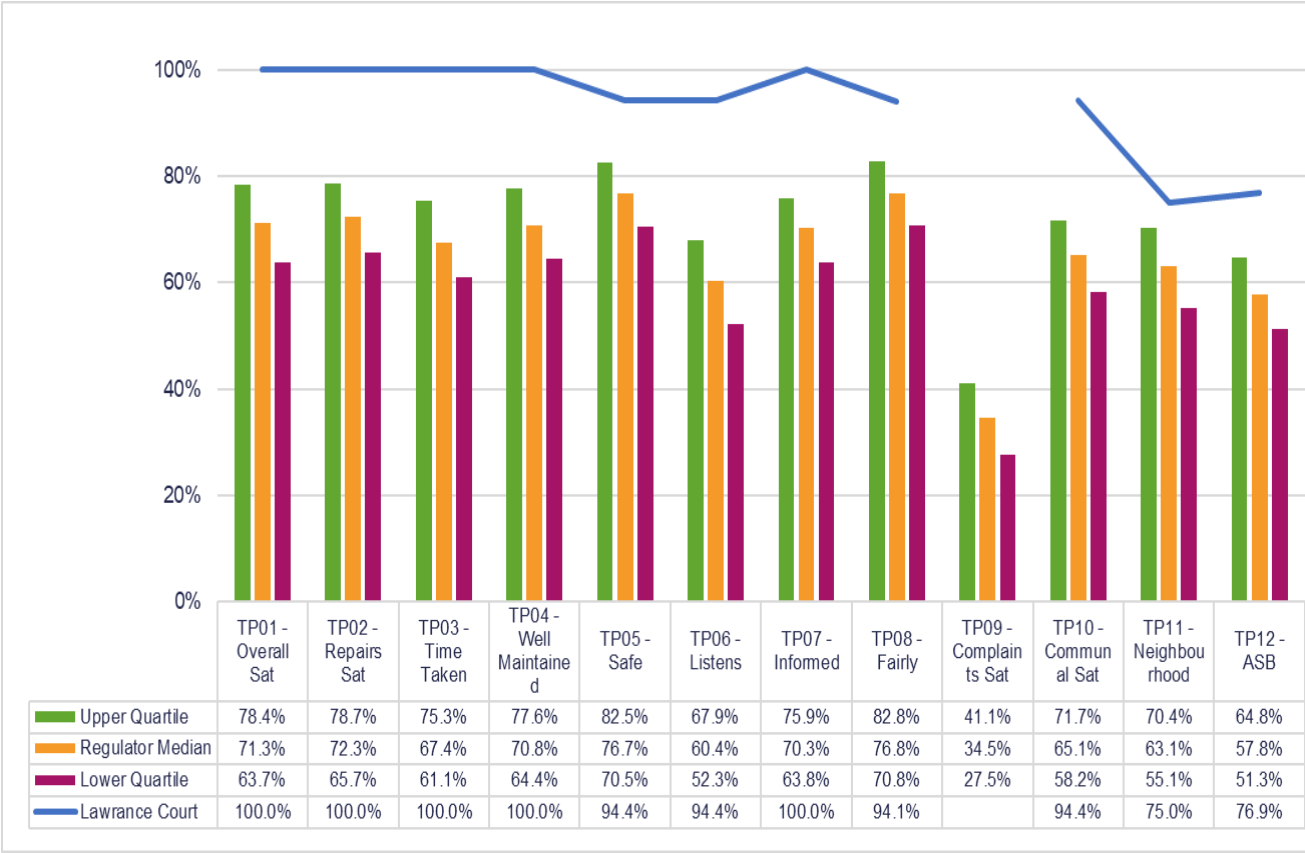


What one thing could Housing 21 do better to improve its services?



This chart shows the satisfaction results of this scheme (depicted by the blue line) in comparison with the Regulator of Social Housing (RSH) data for all other social housing providers.

The quartiles refer to the upper quartile (top 25%), median (average) and lower quartile (bottom 25%) of Low Cost Rental Accommodation (LCRA) properties in the sector.



Scheme Performance

Energy Performance Certificate Score (Average score of all properties within the scheme)	74.3
Energy Performance Certificate Rating (Average score of all properties within the scheme)	C
Energy Performance Certificate - Date of assessment	05/12/2019
Overall Care Quality Commission Score	N/A
Date of last Care Quality Commission Score	N/A
No. Repairs - Last 12 months (Nov)	65
Total Repairs Spend (£) - Last 12 months (Nov)	£19,956.71
No. Anti-Social Behaviour Cases - Last 12 months (Nov)	1
No. Stage 1 Complaints - Last 12 months (Oct)	1
No. Stage 2 Complaints - Last 12 months (Oct)	0
Total No. Formal Complaints - Last 12 months (Oct)	1

TSM Summary of Approach


A. A summary of achieved sample size (number of responses)	18
B. Timing of survey	September 2024 to November 2024
C. Collection method(s)	Online, Postal, Telephone
D. Sample method	Census
E. Summary of the assessment of representativeness of the sample against the relevant tenant population	N/A
F. Details of any weighting applied to generate the reported perception measures	No weighting applied
G. Role of any named external contractor(s) in collecting, generating, or validating the reported perception measures	Acuity Research & Practice Ltd
H. The number of tenant households within the relevant population that have not been included in the sample frame due to exceptional circumstances	0
I. Reasons for any failure to meet the required sample size requirements	N/A
J. Type and amount of any incentives offered to tenants to encourage survey completion	10 x £50 shopping vouchers
K. Any other methodological issues likely to have a material impact on the tenant perception measures reported	None



This research project was carried out to conform with ISO20252:2019 and the MRS Code of Conduct.

For further information on this report please contact:
Denise Raine: denise.raine@arap.co.uk

Acuity
Tel: 01273 287114
Email: acuity@arap.co.uk
Address: PO Box 395, Umberleigh, EX32 2HL



Certificate No:359292021



Certificate Number: 460492024

