

Housing②

Alice Bye Court

Tenant Satisfaction Measures (TSM) Scheme Report March 2025

Prepared by: Acuity Research & Practice



Acuity
intelligence. insight. improvement.

94%

Overall Satisfaction



Acuity was commissioned to undertake, independent satisfaction surveys of all Housing 21's residents, including retirement living and extra care, to collect data on their opinions of, and attitudes towards, their landlord and the services provided.

A survey questionnaire was sent to all residents. The survey was primarily conducted by post, but residents were also given the opportunity to complete the questionnaire online if they wished.

Responses 18

TSM Key Metrics

Keeping Properties in Good Repair



Well Maintained Home

88%



Safe Home

94%



Repairs Last 12 Months

100%



Time Taken Repairs

100%

Respectful & Helpful Engagement



Listens and Acts

94%



Kept Informed

100%



Fairly and with Respect

89%



Complaints Handling

67%

Responsible Neighbourhood Management



Communal Areas

94%



Neighbourhood Contribution

87%



Approach to Anti-Social Behaviour

92%

Year-on-Year Change – Alice Bye Court

Housing 21 undertook a TSM-based survey of its residents in 2023/24. The table to the right compares these past results from this specific Scheme with those for 2024/25. Any increases are green-coloured, while decreases are red.

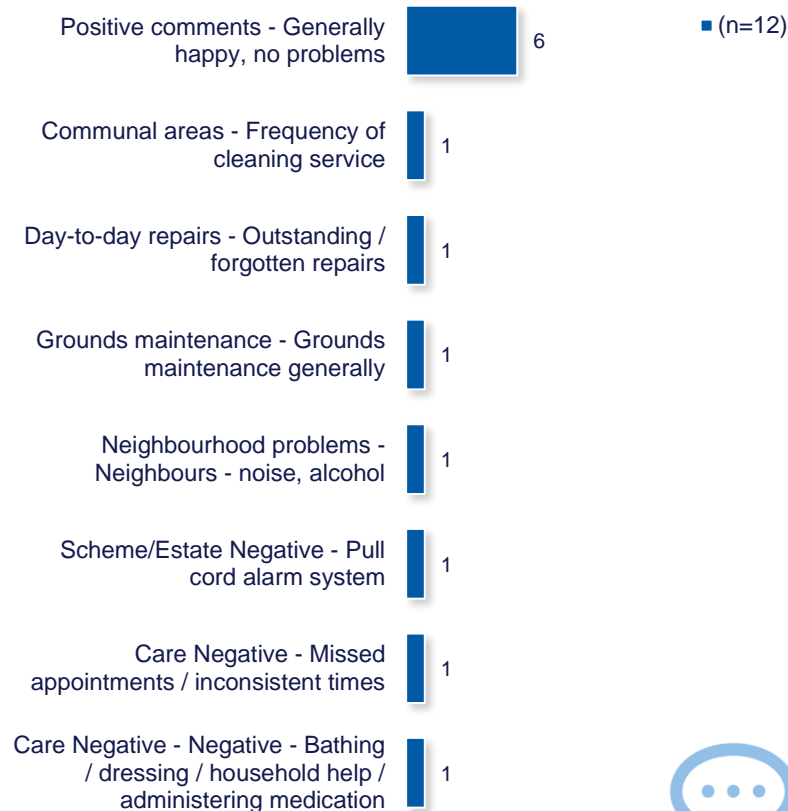
	2023/24	2024/25
Overall Satisfaction	89% *	94% (+6)
Well Maintained Home	80%	88% (+8)
Safe Home	78% *	94% (+17)
Housing Management Team	70%	89% (+19)
Communal Areas	89% *	94% (+5)
Repairs Last 12 Months	86% *	100% (+14) *
Time Taken Repairs	57% *	100% (+43) *
Neighbourhood Contribution	75% *	87% (+12)
Approach to Anti-Social Behaviour	78% *	92% (+15)
Kept Informed	67% *	100% (+33)
Complaints Handling	50% *	67% (+17) *
Listens and Acts	56% *	94% (+39)
Fairly and with Respect	80%	89% (+9)

*Less than 10 Responses

What one thing do you like about the services provided by Housing 21?



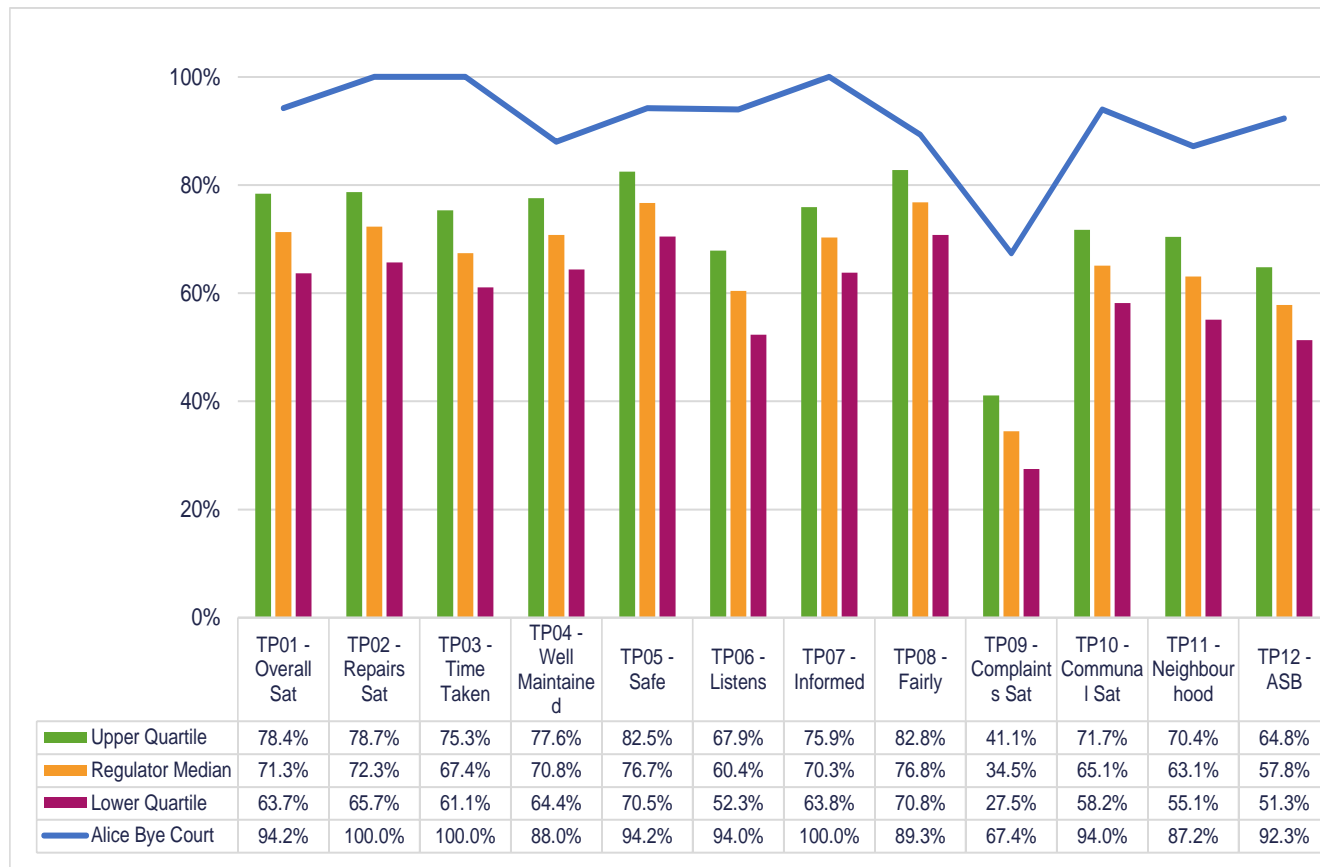
What one thing could Housing 21 do better to improve its services?



Benchmark

This chart shows the satisfaction results of this scheme (depicted by the blue line) in comparison with the Regulator of Social Housing (RSH) data for all other social housing providers.

The quartiles refer to the upper quartile (top 25%), median (average) and lower quartile (bottom 25%) of Low Cost Rental Accommodation (LCRA) properties in the sector.





Care

100%

Overall Satisfaction



This page displays the satisfaction scores for the care survey which was only asked of residents in receipt of care provided by Housing 21.

Responses 9

Care Survey Summary

Housing 21



Safe

100%



Listened To

100%



Independent

100%



Activities and Hobbies

100%



Treat with Respect

100%



Get the Time Needed

100%



Get Help When Needed

100%



Preferences/Trained

100%



Care Plan Meets Needs

89%



Involved in Changes

67%



Time Changes Communicated

78%



Communication Suits Me

100%

Benchmarking

When considering Housing 21 as a whole, the table on the right shows satisfaction for all Housing 21 Extra Care residents surveyed this year. Satisfaction is high with 95% satisfied with the overall services provided.

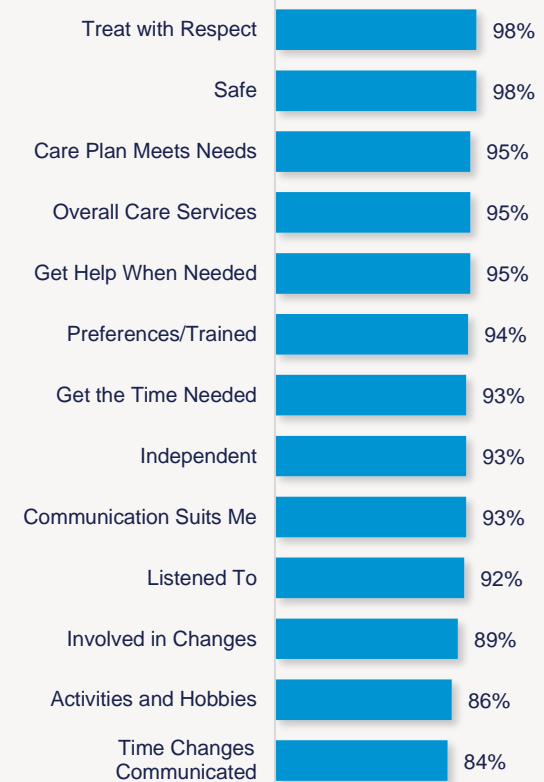
All the remaining measures received 90% or more satisfaction, apart from involved in changes (89%), activities and hobbies (86%), and 84% of residents satisfied with changes to the times they receive their care are communicated with.

The chart to the left shows your Scheme in comparison with the overall results for Housing 21, allowing you to benchmark against all other Schemes.

Alice Bye Court



Housing 21 Overall



Year-on-Year Change

Housing 21 undertook a Care-based survey of its residents in 2023/24. The table to the right compares these past results, with those for 2024/25.

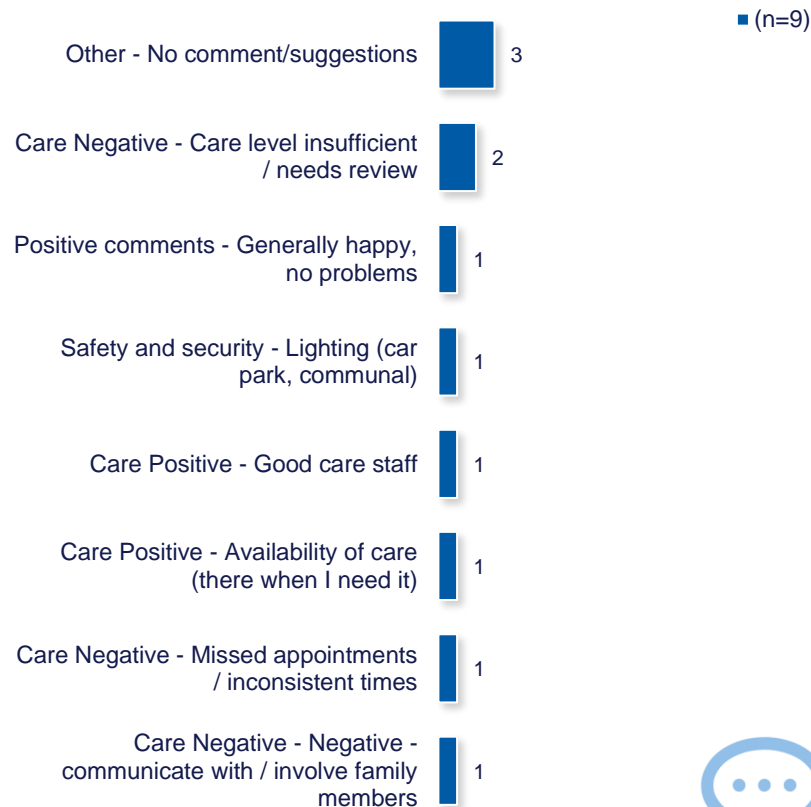
	2024/25
Overall Care Services	100% *
Safe	100% *
Listened To	100% *
Independent	100% *
Activities and Hobbies	100% *
Treat with Respect	100% *
Get the Time Needed	100% *
Get Help When Needed	100% *
Preferences/Trained	100% *
Care Plan Meets Needs	89% *
Involved in Changes	67% *
Time Changes Communicated	78% *
Communication Suits Me	100% *

*Less than 10 Responses

What do you like about your care service?



Are there any areas of your care service that could be improved?



Scheme Performance

Energy Performance Certificate Score (Average score of all properties within the scheme)	79.3
Energy Performance Certificate Rating (Average score of all properties within the scheme)	C
Energy Performance Certificate - Date of assessment	21/09/2020
Overall Care Quality Commission Score	Good
Date of last Care Quality Commission Score	Jan 2022
No. Repairs - Last 12 months (Nov)	168
Total Repairs Spend (£) - Last 12 months (Nov)	£60,892.98
No. Anti-Social Behaviour Cases - Last 12 months (Nov)	0
No. Stage 1 Complaints - Last 12 months (Oct)	1
No. Stage 2 Complaints - Last 12 months (Oct)	0
Total No. Formal Complaints - Last 12 months (Oct)	1

TSM Summary of Approach

A. A summary of achieved sample size (number of responses)	18
B. Timing of survey	September 2024 to November 2024
C. Collection method(s)	Online, Postal, Telephone
D. Sample method	Census
E. Summary of the assessment of representativeness of the sample against the relevant tenant population	N/A
F. Details of any weighting applied to generate the reported perception measures	No weighting applied
G. Role of any named external contractor(s) in collecting, generating, or validating the reported perception measures	Acuity Research & Practice Ltd
H. The number of tenant households within the relevant population that have not been included in the sample frame due to exceptional circumstances	0
I. Reasons for any failure to meet the required sample size requirements	N/A
J. Type and amount of any incentives offered to tenants to encourage survey completion	10 x £50 shopping vouchers
K. Any other methodological issues likely to have a material impact on the tenant perception measures reported	None



This research project was carried out to conform with ISO20252:2019 and the MRS Code of Conduct.

For further information on this report please contact:
Denise Raine: denise.raine@arap.co.uk

Acuity
Tel: 01273 287114
Email: acuity@arap.co.uk
Address: PO Box 395, Umberleigh, EX32 2HL

